

7

pattern

9

this

5

following

4

book



Design

your

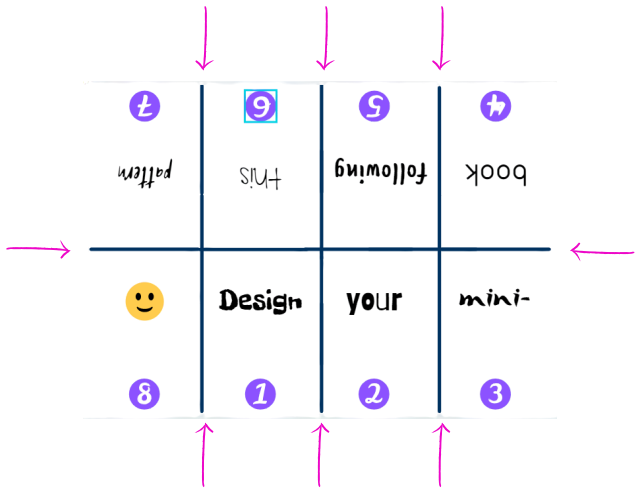
mini-

8

1

2

3



Print page and fold it in 8 equal sides!

Made by @martharamirezco

7

9

5

4



This is where you cut

8

1

2

3

7

9

@martharamirezco

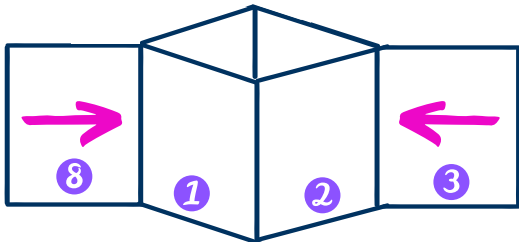


Fold the page in half
and cut.

8

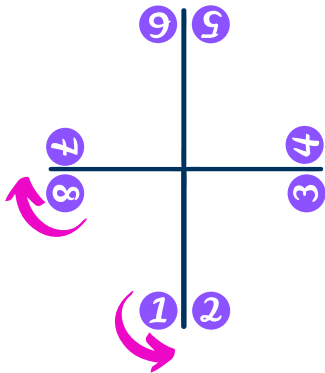
1

Fold the page to make a cross



Made by @martharamirezco

Close the book folding page 1 and 8 in opposite directions.



Make sure page 1 is the front cover

Made by @martharamirezco

